


Are you excited for AVA at Your Fingertips? We can't wait to see you online!

Below is important information regarding the event. Please remember to log in early and familiarize yourself with the platform so you are ready to go on October 27.



How do I log in?

To access AVA at Your Fingertips, follow these steps:

1. Click here or enter this address into your browser: www.eventscribe.com/2020/AVA/login.asp
 2. Sign in to the platform using the same email address you registered with and your individual Registrant ID, listed in this email. If you need assistance with your login, please contact the Registration Department at AVAREg@conferencemanagers.com
Registration Email: XXXXXXXX
Registrant ID: ##### - #####
- 
3. You must accept the terms and privacy policy to continue.
 4. Set-up your profile so you can start connecting with other attendees, speakers, and exhibitors! Set up your schedule and get familiar with the platform.
 5. Beginning October 27, join us for live sessions, view on-demand content, live video chat with exhibitors, view posters, and take advantage of many other conference features.

What are the system requirements for the platform?

1. Google Chrome or Mozilla Firefox are the only browsers we recommend. Issues may arise when using other browsers.
2. The platform **does not** recommend accessing the conference while on your VPN. You may need to reach out to your IT administrator to surpass the firewall.
3. Since the sessions will be live-streamed, you should have a strong Internet connection to avoid lagging.
4. Sessions will also be viewable via the AVA Meetings app. You will use the same login for the app. The app will be available October 12 and you will receive a separate email with instructions.



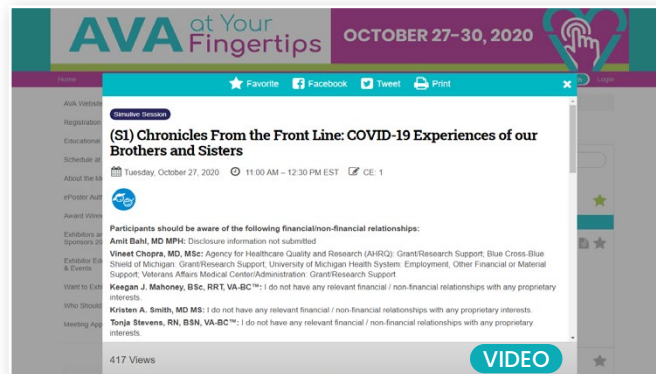
Where can I find the full schedule?

The Full Schedule can be accessed by clicking 'Schedule' in the upper left corner of the website. You can access the website by clicking [HERE](#)

AVA at Your Fingertips is offering several different types of programming starting October 27:

- **Live Sessions:** These sessions will be streamed LIVE at the time indicated in the schedule and will be followed by a video Q&A with the speaker. During the session, attendees may submit questions to the presenter and chat with other attendees. The sessions will also be available on-demand. Join our live sessions by clicking into the description of the session and click the "Video" button at the bottom of the screen.
- **On-Demand Sessions:** Watch sessions and earn CEs at your own convenience. The On-Demand library will be available until December 14, 2020. To enjoy an On-Demand Video, click the session's description and click "Video" at the bottom of the screen.
- **Posters:** Check out the posters for review and make sure to rate each poster for "People's Choice" winner! The 1st, 2nd, and 3rd highest rated posters will receive gift card prizes.

[Click here to view posters.](#)



On-Demand Sessions		
(OD6) Are midlines safe? Evidence behind Thrombosis	→	★
On-Demand Presenter: Amir Bash, MD MPH - Beaumont Health		
On-Demand Co-Presenter: Emily D. DiLoreto, MS, PA-C, VA-BC - Beaumont Health		
(OD25) Assessing and Restoring Patency in Peripheral Midline Vascular Access Devices	→	★
On-Demand Presenter: Michelle L. Hawes, RN, DNP, CRNI, VA-BC - Independent Research Consultant		
(OD18) AVATAR evidence update on needleless connector decontamination to prevent bloodstream infection	→	★
On-Demand Presenter: Colin M. Rickard, RN PhD - Menzies Health Institute Queensland, Griffith University		

Make sure to **"Star"** the sessions you want to attend to save them to your personalized schedule.

Please note that all times listed are in the EASTERN TIME ZONE.

How long will content be available?

You will have access to our On-Demand Library until December 14, 2020. The library will include pre-recorded and recordings of our live sessions. CE credit is available for qualifying sessions by completing the session evaluation at the end of the session.

How can I connect with exhibitors and sponsors?

- **Virtual Exhibit Hall:** [Click here to view the exhibit hall](#). Tuesday, Wednesday, and Thursday you can chat live with exhibitors. Check the agenda for hours. [Use this link](#) to see the different ways you can interact with Exhibitors.
- **Exhibitor Symposia:** Attending a symposia allows you the opportunity to receive additional education on current industry topics and a chance to participate in live Q&A with the speaker. [Click here to view the Exhibitor Symposia schedule](#).
- **Vascular Access Talks:** These TED-Style talks on vascular access from various exhibitors are a quick educational tool to provide a fascinating glance into a variety of topics. Live Q&A with sponsors and speakers will follow. [Click here to view the Vascular Access Talks schedule](#).
- **Collaboration Rooms:** Turn on your video and join us for these open roundtable video chat discussions in groups of up to 25 attendees. Each room will have its own topic/question to help get the conversation flowing. [Click here to view the Collaboration Rooms](#).
- **Industry Partner Showcases:** Our traditional showcases by Industry Partners will be pre-recorded and available on-demand to view at any time. Play our Showcase Showdown Industry Partner Game for a chance to win! [Click here to view the Industry Partner Showcases](#).

How do I get my Continuing Education credits?

Follow the instructions at the end of each session to complete the evaluation and earn your CE credit.

Please note for 30-minute sessions, you MUST complete two - 30-minute sessions to earn 1.0 credit.

You have until **December 14, 2020**, to complete the steps to get credits.

Visit the "Continuing Education" page [HERE](#) for more information on types of credits and detailed instructions for obtaining them.

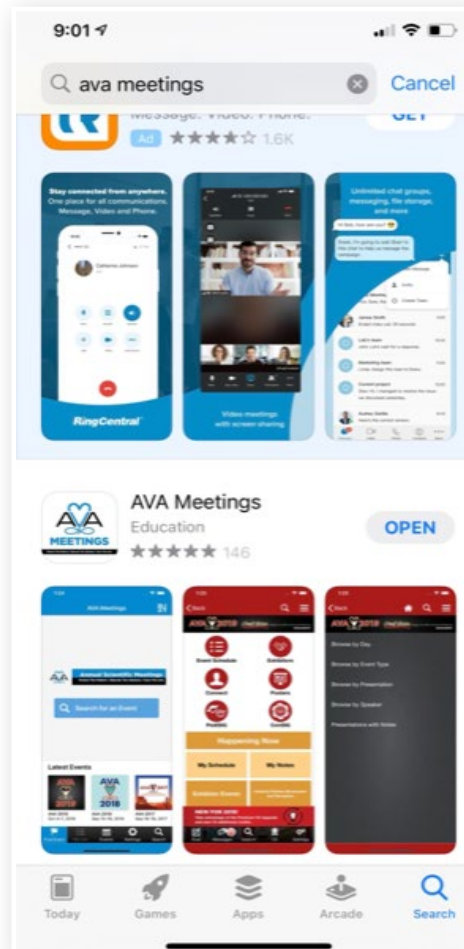

Will we still be using the Mobile App (For Tablets Or Smartphones)?

Yes! You can download the app beginning **October 12th**. The app will be used to send reminders for important events and to participate in the Scan & Win game while visiting the Exhibit Hall. You can also use the app to see your schedule, submit your CEs, view Posters and watch sessions on the go.

Before logging into the app, make sure you have logged into the website on your personal computer to create your account. Once your account has been completed online, you can log into the app.

To download the Conference App:

- 1) Search for "AVA Meetings" in the Apple App Store or Google Play Store.
 - INSTALL and OPEN the app then SELECT the event: "AVA 2020"
 - CLICK the icon to launch your app.
- 2) Select "Login" using your email and Registrant ID assigned to you for the virtual platform. If you forgot your Registrant ID, click Forgot Password and further instructions will appear.



I miss the Conference Swag! Do I have a chance to grab some goodies?

AVA 2020 may be virtual this year but that doesn't mean you can't walk away with some prizes. There are plenty of chances to win BIG during AVA at Your Fingertips. Be sure to check out the different ways below:

Scan & Win

Just like in years past we are playing our famous Scan & Win game – virtual style! Make sure to download the AVA app to play. Check out the booths participating and click on the Scan & Win tab on the left-hand side of their booth. Scan the QR code and answer correctly for a chance to win daily prizes.



Giveaways

You can still walk away with some goodies during AVA at Your Fingertips. Each participating exhibitor will have a button on their booth that says "GIVEAWAY." All giveaways are organized by the exhibiting company and AVA is in no way affiliated.



Showcase Showdown

This year we will be playing a brand-new game--Showcase Showdown! Watch each Industry Partner Showcase, scan the QR code at the end, and enter in your information for a chance to win! This game will be open for 45 days after the meeting so you have plenty of time to play.