

ACVIM Forum On Demand – Q&A Instructions for Speakers

The ACVIM Forum On Demand Interactive Platform has incorporated a Q&A feature to allow attendees to interact with and ask questions of the speakers and ePoster presenters. Attendees will have the opportunity to ask recorded session speakers and ePoster presenters specific questions, view other questions posed and vote for questions from other attendees.

*For recorded sessions, this Q&A feature is available for attendees **both** through the interactive platform within each recorded session summary and accessible through the mobile app. For ePosters, the Q&A is **only** offered through the interactive platform and no access is provided through the mobile app.*

In this remote learning environment, we felt it is important to help enhance learner engagement by allowing questions posed to speakers and ePosters presenters be displayed and answered for all to benefit from. By participating in the 2020 ACVIM Forum On Demand program, you will have the opportunity to answer questions and view the discussion board for your session(s) or ePoster(s).

Please note: The system is not designed to send email notice when a question is submitted for your session(s) / ePoster(s). To help ensure questions get answered, we request you login approximately once a week to view and answer any attendee questions for your sessions..

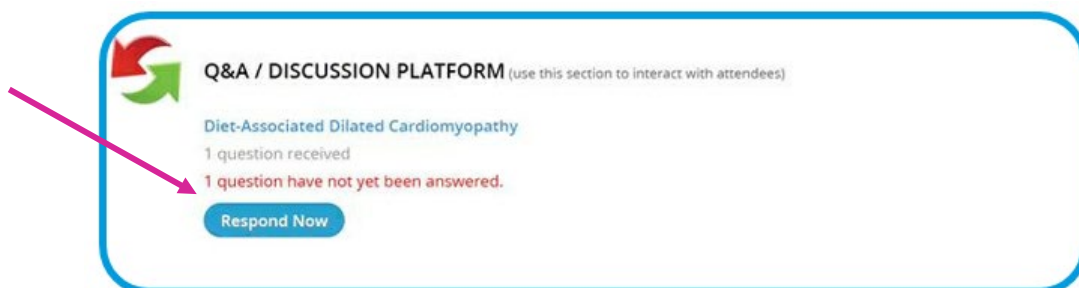
Accessing Q&A Feature as a Speaker / Presenter

For recorded sessions, this Q&A feature is available for attendees **both** through the interactive platform within each recorded session summary and accessible through the mobile app. For ePosters, the Q&A is **only** offered through the interactive platform and no access is provided through the mobile app.

Speaker Portal Access (Recommended)

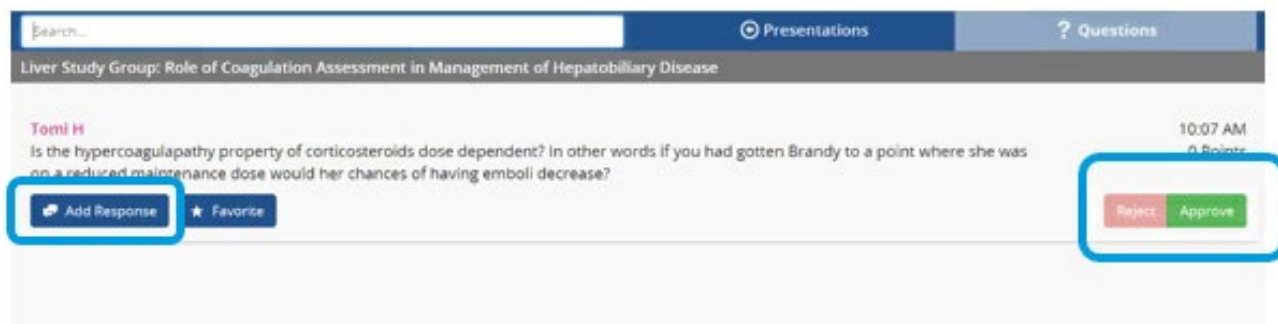
All speakers and presenters have been working in the speaker portal to manage ACVIM deliverables for your sessions. Through this same access you have grown familiar with, you are able to access all questions posed to you.

Simply login to your CadmiumCD speaker portal using your unique Access Key and you will see the Q&A module displayed. If you have a question pending, it will be noted in red. Click **Respond Now**.

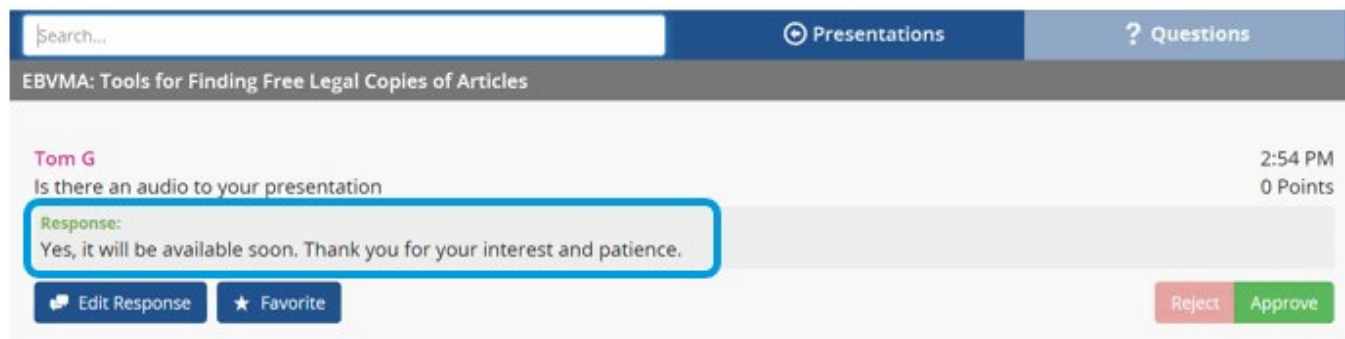


In this section you will be able to view the full question and perform a function. You may **Add Response** and provide your answer to the question posed, **Approve** the question to display for all users or **Reject** and delete the question.

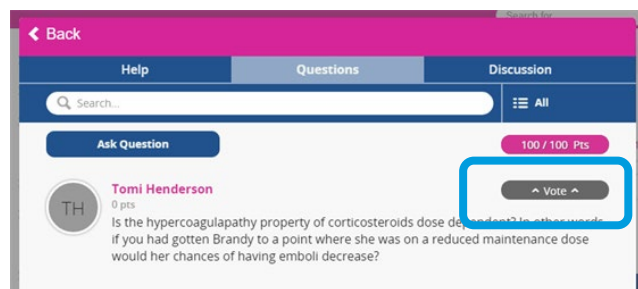
We ask that you do not Reject any questions, and if you have a concern please contact the ACVIM.



Your response to the question posed will display under the question.



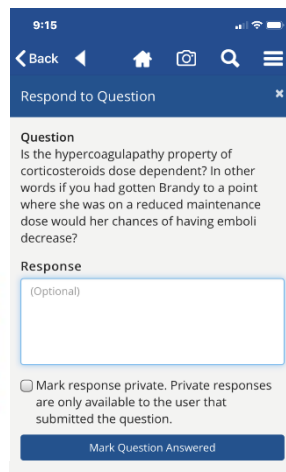
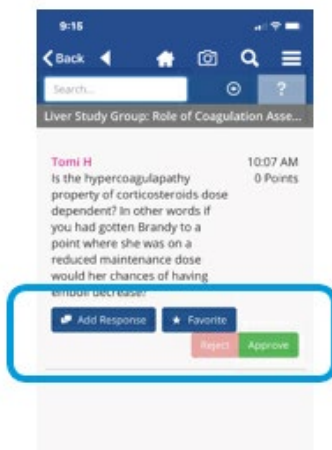
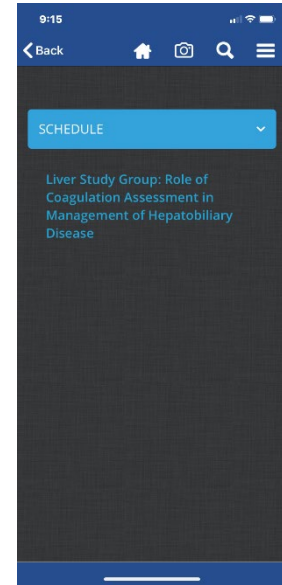
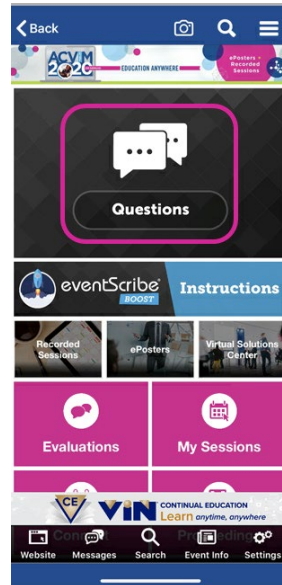
Attendees are able to view questions and speaker responses in the interactive platform and if multiple are listed, they can **Vote** questions up in the order listed.



Mobile App Access (Recorded Session Speakers Only)

When recorded session speakers log into the mobile app (download [here](#)) your app will look a little different. You'll notice a **Questions** tile at the top of the main screen. This Questions tile is customized only for recorded session speakers and allows you to answer questions through mobile app access, however functionality is limited through the app and you will not be able to contribute to discussions outside of the question response.

Upon tapping on the **Questions** button, you will be directed to a summary page with your sessions listed. You will need to tap into each one to identify which one has a question pending a response.



Tapping on the session with the question, will pull up the question and allow for your response. The same functionality with the **Add Response** feature and **Approve / Reject** buttons is shown in the interactive platform.

QUESTIONS? Please contact Forum@ACVIM.org with any questions.